




Gustav Klimt

----- Decorative Painting -----

STEPS TO FOLLOW:

1. Look through magazines or old photographs to find a person's image in an interesting pose. (Try to choose a figure where you can create a Haute Couture fashion.)
2. Next, decide what type of environment you will create. Interior/exterior, Realistic/Fantasy, etc. practice drawing 2 ideas on the back of this sheet. How is the figure's fashion connected to the environment? Practice an idea for the fashion.
3. You will then cut out the skin tone from your figure and glue to the paper. Create a patterned fabric outfit for your figure in pencil and environment. Decorate the background AND the garment with **pattern, pattern, and more pattern.**
4. Collage the gold paper and patterned paper minimally, yet effectively onto your image.
5. Next, come up with a color scheme that will complement the skin tone of your figure. You will mix the gold or copper tempera paint into each shade you create to give your paint a "shimmer."
6. Paint your image. Remember, just when you think you have enough pattern, ADD MORE!!



Student Name:

Lesson: Gustav Klimt Decorative Painting

Circle the number **in pencil** that best shows how well you feel that you completed that criterion for the assignment.

Criteria 1 – Composition/ Environment: Overall composition includes a figure and adequately fills the negative space with a creative interior or exterior environment. Placement of figure and other imagery in most interesting way possible.

Criteria 2 – Figure and Collaged Papers/Haute Couture Fashion: Student used a photograph for the head and possibly the limbs. Collaged print and gold paper used minimally, yet effectively for decoration of image. Fashion creation inspired Haute Couture

Criteria 3 – Incorporation of Decorative Pattern. Student utilized MANY decorative designs or symbols, inspired by Art Nouveau and Gustav Klimt, used throughout.

Criteria 4 – Painting: Student used acrylic paint mixed with copper and gold enhancement on the figure and other paint or mixed media on the decorative elements. Paint or other mixed media creates value within color choices.

Criteria 5 – Effort: took **time** to develop idea & complete project? (Didn't rush.) Read the article and followed the steps within. Good use of class time?

Criteria 6 – Craftsmanship – Neat, clean & complete? Skillful use of the art tools & media?



	Excellent	Good	Average	Needs Improvement
Criteria 1 – Composition/ Environment:	10	9 – 8	7	6 or less
Criteria 2 – Figure and Collaged Papers/Haute Couture Fashion:	10	9 – 8	7	6 or less
Criteria 3 – Incorporation of Decorative Pattern.	10	9 – 8	7	6 or less
Criteria 4 – Painting:	10	9 – 8	7	6 or less
Criteria 5 – Effort:	10	9 – 8	7	6 or less
Criteria 6 – Craftsmanship	10	9 – 8	7	6 or less

Total: 60


(possible points)

Grade:

/60 pts



Environment Idea #1



Environment Idea #2



Fashion idea #1

